

If you have questions or support issues regarding the iUNFI mobile application, please call Customer Care at (877) 559-1828 for Conventional Customers and (800) 679-6733 for Natural.

## **What's New with version 1.4?**

**Please check the high-level list of changes below to see what's new and then continue reading for more details.**

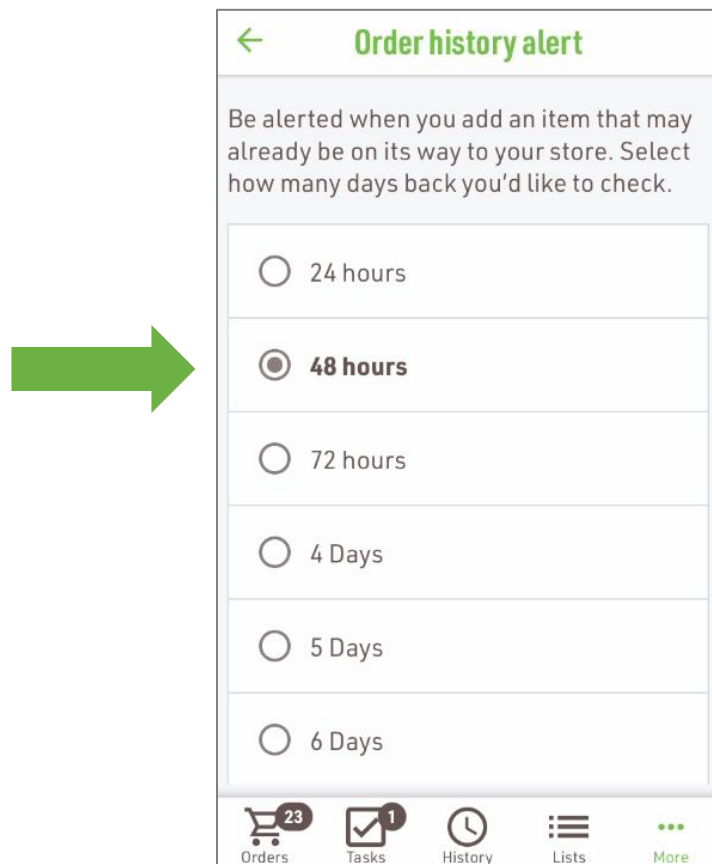
*Note: Some changes apply to Conventional or Natural Accounts only.*

- **1, 2 & 3-Day Order Alert Settings Changed to Hours**
- **Item Code Fields Accept Alpha Characters**
- **List View Auto-Expands To See Order History, One Active Item At a Time**
- **Order By PLU Added To Manual Entry Of Item Codes (*Conventional Only*)**
- **Manual Entry Of UPC-E Added (14 Digit Codes)**
- **Maintain Margin Check Box Added In Pricing Task**

- Show/Hide Additional Items In Pricing Task
  - Shared List Update For Upcoming Changes
  - Print Mobile Printer Tags From Item Maintenance
  - Audio Tone Updated For Scanning Items With Alerts
  - Duplicate PO Warning
- 

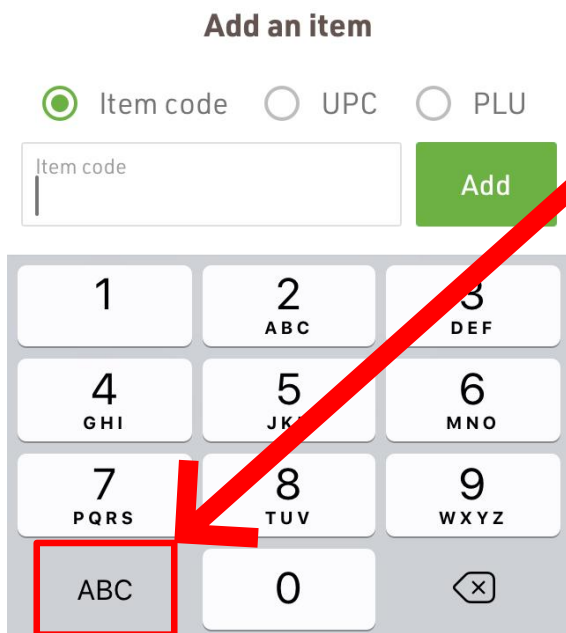
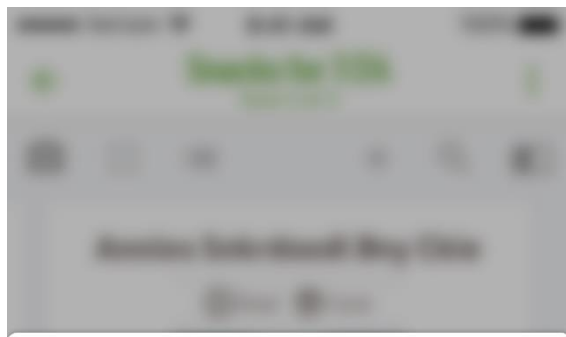
## New Feature Details

- In order to present a more meaningful timespan, 1, 2 and 3-Day order history alerts have changed to hours.

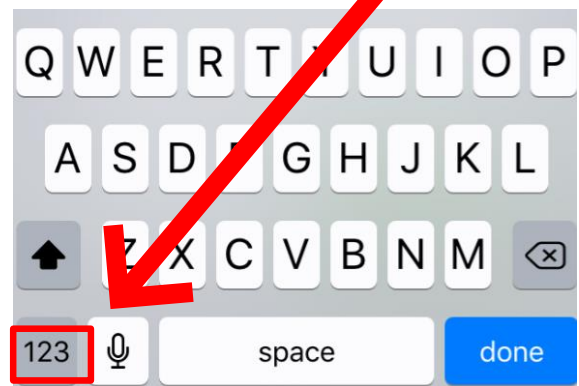


- When manually entering item codes, accounts for Tony's Fine Foods will have an option to reach alpha characters on the bottom left of the keyboard.

Likewise, Canadian accounts will be able to access numeric characters for item codes.



TFF: Default w/ numeric and provide option to access alpha



CAN1/CAN2: Default w/ alpha and provide option to access numeric.

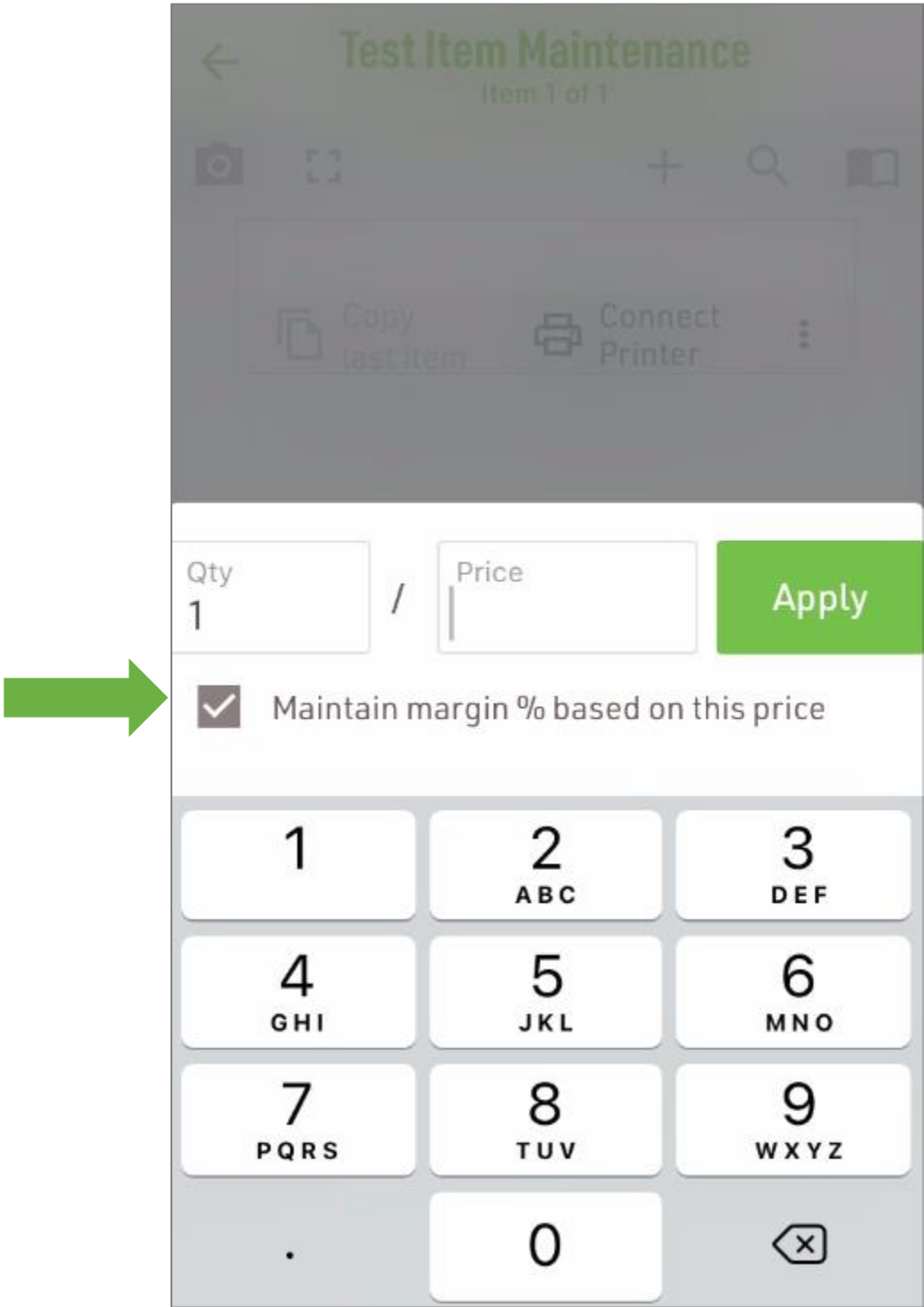
- When ordering in List View mode, the screen will now start out as expanded to show Order History. Tap on the up arrow to condense if needed.

The screenshot displays a mobile application interface for a grocery list. At the top, the title is "Snacks for 7/24" with a subtitle "1 item". Below the title is a toolbar with icons for camera, zoom, list, add, search, and book. The main content area shows a product card for "Annie's Snkrdoodl Bny Ckie" with a quantity of 4. A green arrow points to an up arrow icon on the left side of the product card. Below the product name are details: "0-13562-32021-9 0685830 12 / 6 oz \$49.52". There are options for "Deal" and "Case", and a category "01 - Grocery". A table shows quantities for different dates: 6/25 (3), 6/21 (2), 6/20 (1), 6/16 (3), and 6/14 (4). A "Print tag" button is at the bottom of the product card. At the bottom of the screen are two buttons: "Save for later" and "Submit". The bottom navigation bar includes icons for "Orders" (with a 5 badge), "Tasks", "History", "Lists", and "More".

- For product that can be ordered by PLU (Price Look-Up codes for produce,) a new option has been added to the manual Add Item screen. *(Conventional Only)*  
*Note: This helps with looking for the 4- and 5-digit codes that were previously looked up in the UPC field, returning too many results for partial lookups.*
- Additionally, the same screen has UPC updated to accept UPC-E (14-digit codes and less for condensed UPCs) when necessary.

The screenshot shows a mobile application interface for adding an item to a grocery order. At the top, there is a navigation bar with a back arrow, the title "Test Grocery Order", and a "+" icon. Below the navigation bar is a white card titled "Add an item". Inside this card, there are three radio button options: "Item code" (which is selected), "UPC", and "PLU". Below these options is a text input field with the placeholder text "Item code" and a green "Add" button. At the bottom of the card is a numeric keypad with digits 0-9 and a backspace icon. A green arrow points to the "+" icon in the navigation bar, and another green arrow points to the "PLU" radio button.

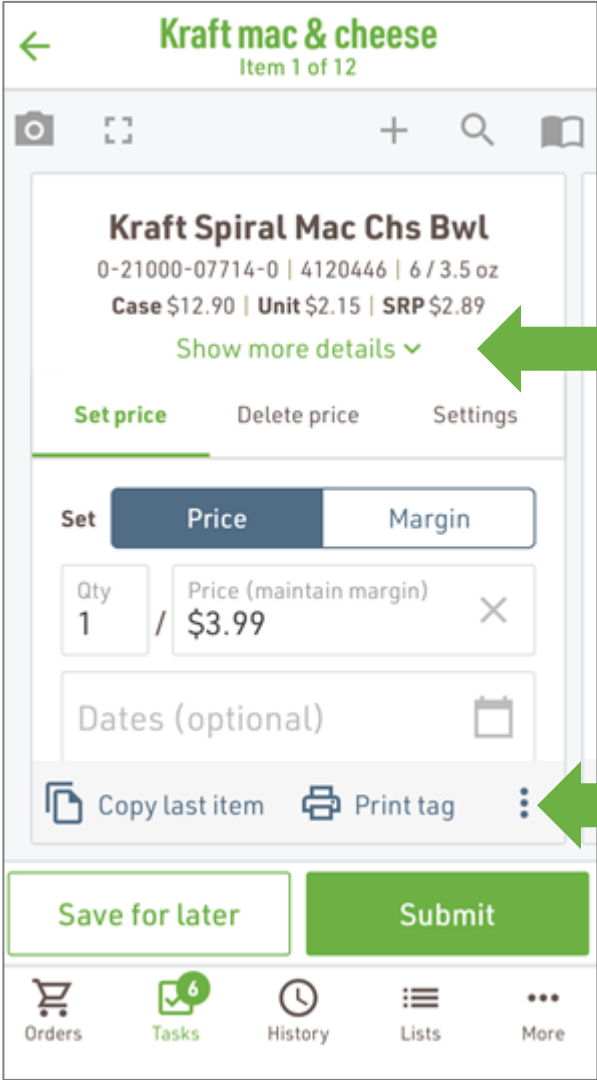
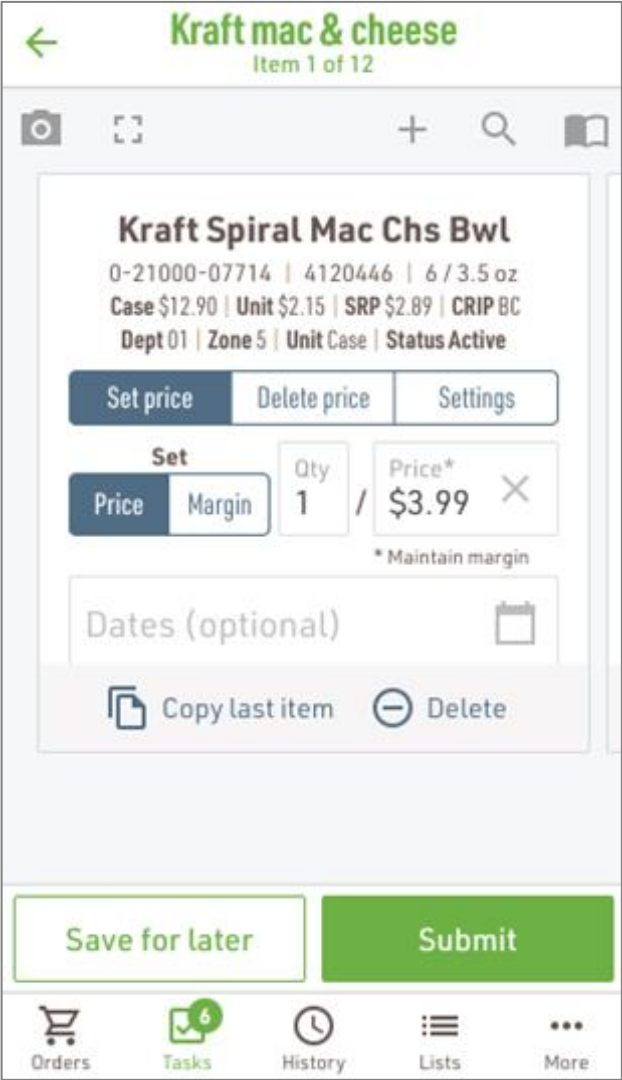
- In Item Maintenance, a check box for “maintain margin by percent” has been added.



- The Item Maintenance screen has been expanded to use the full screen. Select Show more details and Print tag are new additions. Select the three dots (more menu) to reach the Delete function.

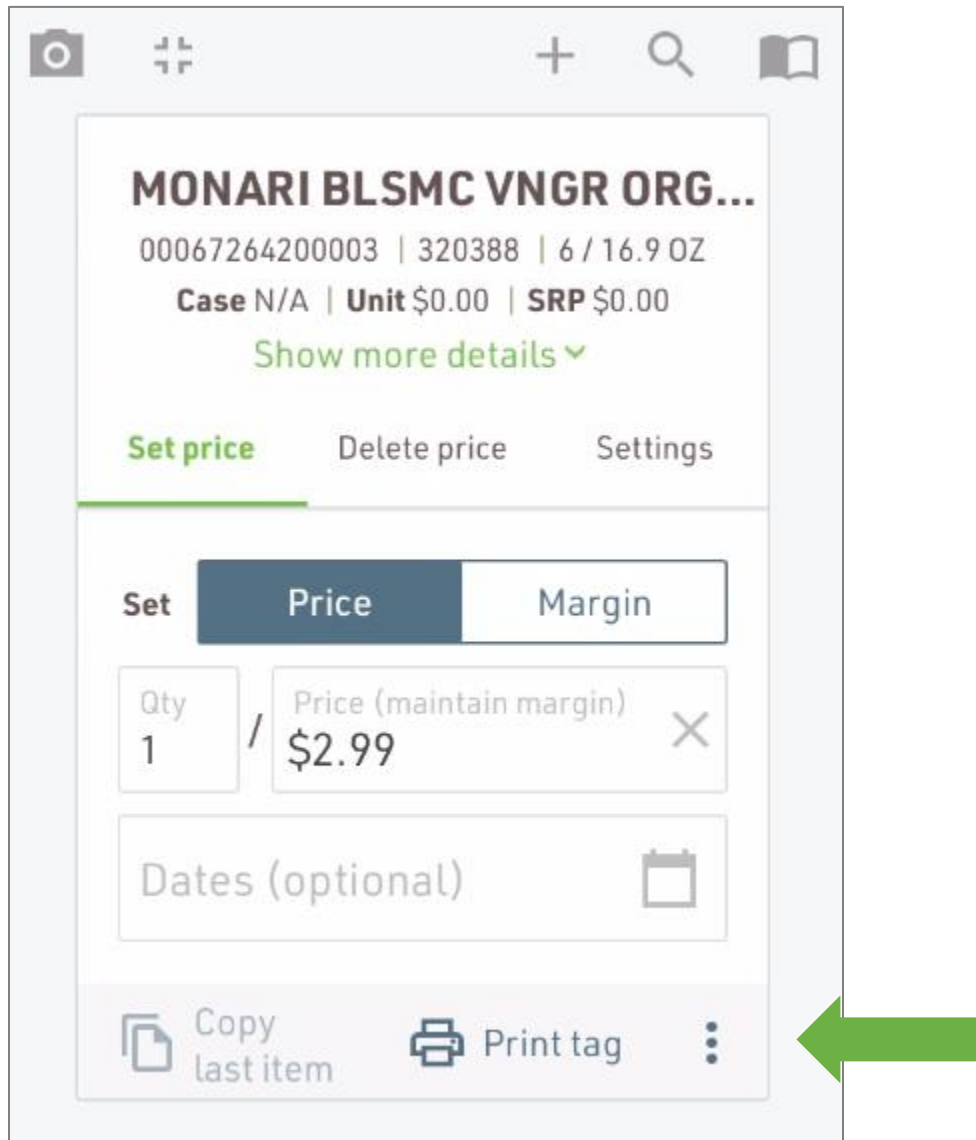
**BEFORE**

**AFTER**



- A change was made to the sharing feature of lists that will be usable once all apps are updated. This will also improve communication and syncing with myUNFI.

- An option to print mobile printer tags has been added to the Item Maintenance screen.



- When scanning items that have alerts, an addition scan beep has been added to confirm the item has been added to the order.



- The application will now alert when a duplicate PO is being used. (*Natural Only*)

